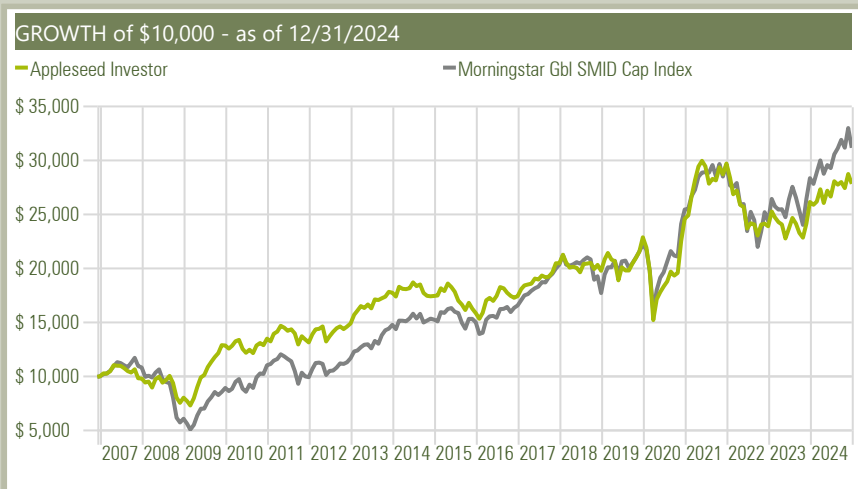




WE ARE VALUE INVESTORS WHO SEEK TO GENERATE MARKET-BEATING RETURNS BY MAKING PRUDENT, DISCIPLINED, AND SUSTAINABLE INVESTMENTS FROM MARKETS AROUND THE WORLD.



PORTFOLIO CHARACTERISTICS - as of 12/31/2024

Inception Date	12/8/2006
# of Stock Holdings	30
Average Market Cap (mil)	\$ 10,661
\$ AUM	56,594,976

PORTFOLIO MANAGERS

Adam Strauss, CFA
 Joshua Strauss, CFA
 Bill Pekin, CFA
 Shaun Roach, CFA
 Joe Plevelich, CFA

ANNUALIZED RETURNS- as of 12/31/2024

	1 Year	3 Years	5 Years	10 Years	Since Inception
Investor Class (APPLX)	6.41	-2.16	3.99	4.77	5.84
Institutional Class (APPIX)	6.58	-1.97	4.18	4.97	5.69
Morningstar Gbl SMID Cap Index	9.89	1.71	6.99	7.40	6.50

ANNUAL RETURNS- as of 12/31/2024

	2007	2008	2009	2010	2011	2012	2013	2014	2015	2016	2020	2021	2022	2023	2024
Investor Class (APPLX)	-2.02	-18.05	59.98	4.92	-2.57	13.32	19.09	-1.68	-9.12	9.94	7.50	20.76	-19.53	9.39	6.41
Institutional Class (APPIX)	-2.02	-18.05	59.98	4.92	-2.37	13.57	19.41	-1.51	-8.87	10.16	7.77	20.89	-19.38	9.63	6.58
Morningstar Gbl SMID Cap Index	8.16	-43.73	46.67	23.49	-10.01	17.65	26.42	3.24	-1.67	10.44	14.53	16.33	-17.65	16.28	9.89

Performance data above represents past performance and does not guarantee future results. Current performance of the Fund may be lower than the performance quoted. Italics indicates extended performance, as APPIX did not exist until 1/31/11. APPIX extended performance is based on the performance of APPLX, adjusted for the difference in fees. The investment return and principal value of an investment will fluctuate. An investor's shares, when redeemed, may be worth more or less than their original cost. Current performance of the fund may be lower or higher than the performance quoted. Data current to the most recent month end is available by calling us toll free at 1-800-470-1029.

Investments in international markets present special risks including currency fluctuation, the potential for diplomatic and political instability, regulatory and liquidity risks, foreign taxation and differences in auditing and other financial standards. Risks of foreign investing are generally intensified for investments in emerging markets. Top holdings may include both equity and fixed income securities of certain issuers mentioned above and exclude cash, money market funds, & U.S. Treasury bills. Investments in commodities may be affected by overall market movements, changes in interest rates, and other factors such as weather, disease, embargoes and international economic and political developments. Commodities may subject the Fund to greater volatility than investment in traditional securities. All portfolio holdings data sourced by Pekin Hardy Strauss and Morningstar Direct. Holdings are subject to change. Current and future holdings subject to risk.

The universe of acceptable investments for the Fund may be limited as compared to other funds due to the Fund's ESG investment screening. Because the Fund does not invest in companies that do not meet its ESG criteria, and the Fund may sell portfolio companies that subsequently violate its screens, the Fund may be riskier than other mutual funds that invest in a broader array of securities. Although Pekin Hardy believes that the Fund can achieve its investment objective within the parameters of ESG investing, eliminating certain securities as investments may have an adverse effect on the Fund's performance.

The Morningstar Global Markets SMID Cap Index is an unmanaged group of stocks from the global market with small and medium-sized capitalizations and is not available for purchase. The index provides total returns in U.S. dollars, assumes reinvestment of all distributions, and does not reflect the deduction of taxes and fees.

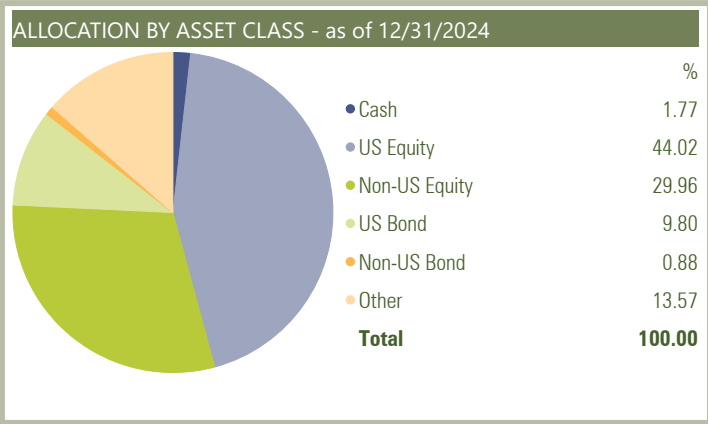
The gross expense ratio of the Fund's investor class is 1.69%, and the institutional class is 1.38%; the net expense ratio after contractual fee waivers through January 31, 2025 is 1.22% and 1.03%. The Fund's ninety day redemption fee is 2.00%.

For additional information on the CFA designation visit www.cfainstitute.org.



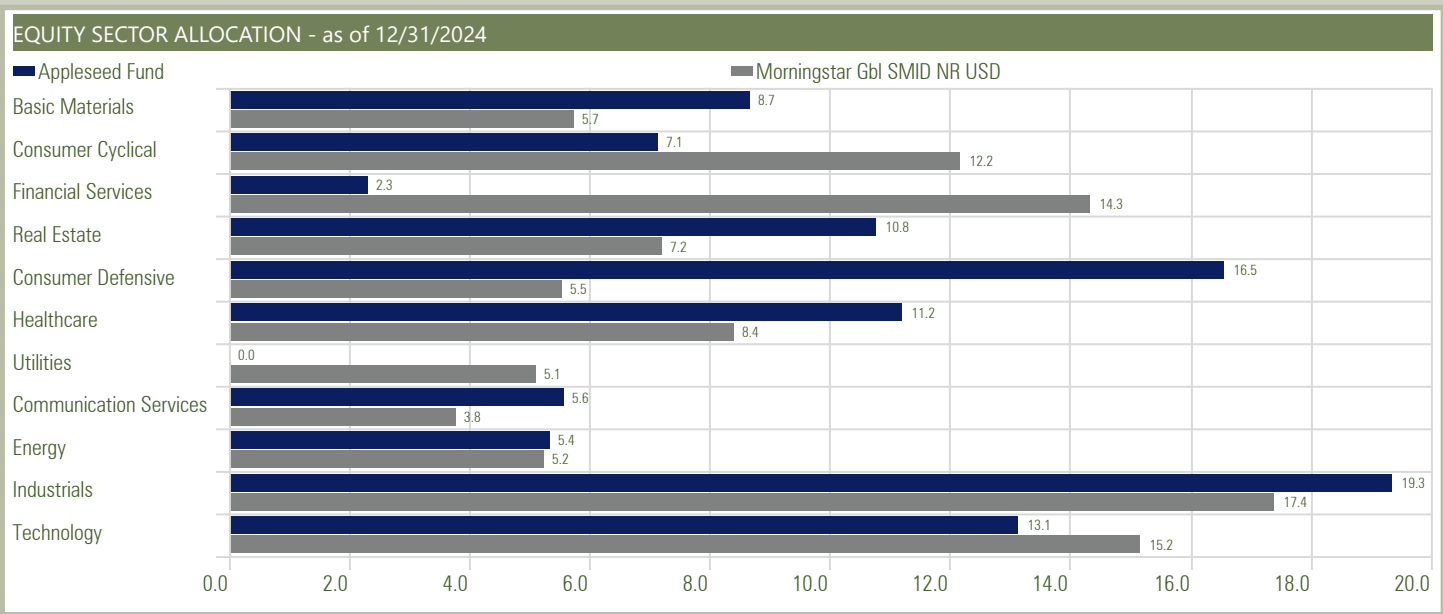
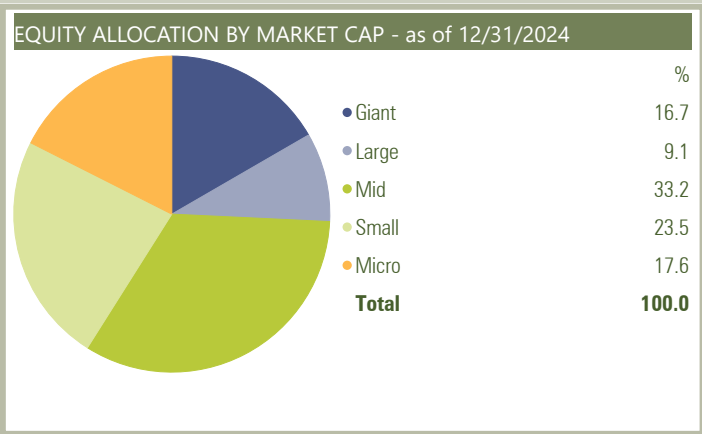
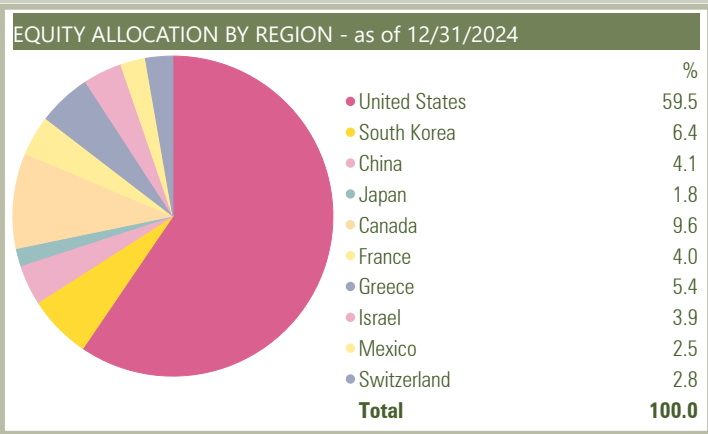
FOR MORE INFORMATION CONTACT:

312-896-9660 | contact@appleseedcapital.com



TOP HOLDINGS - as of 12/31/2024

Company	Weighting %
Sprott Physical Gold Trust	8.91%
Dollar General Corp	4.02%
Diana Shipping Inc	3.99%
The Estee Lauder Companies Inc Class A	3.98%
Lumentum Holdings Inc. 0.500% 12/15/2024	3.90%
The Mosaic Co	3.70%
Samsung Electronics Co Ltd	3.63%
AerCap Holdings NV	3.39%
Boardwalk Real Estate Investment Trust	3.16%
Alibaba Group Holding Ltd ADR	3.00%



You should carefully consider the investment objectives, potential risks, management fees, and charges and expenses of the Fund before investing. The Fund's prospectus contains this and other information about the Fund and should be read carefully before investing. You may obtain a current copy of the Fund's prospectus by calling 1-800-470-1029. Past performance is no guarantee of future results. Your Fund shares, when redeemed, may be worth more or less than their original cost. Distributed by Ultimus Fund Distributors, LLC.